EN IT FR DE ES PT NL SV NO FI RO PL CS SK SL HR RU TR 中文 JP 한글 ไทย

CAMP®

Compliant with new European Regulation
Conforme al nuovo regolamento europeo
Conforme à la nouvelle réglementation européenne
(EU) 2016/425

SAFETY HARNESSES
IMBRACATURE DA LAVORO
HARNAIS POUR LE TRAVAIL

SEE TAB.
VEDI TAB.
VOIR TAB.
CM.TAБ.

EN 361:2002

EN 358:2018

EAC TP TC 019/2011

CE 2233

J LIFE SHEET - SCHEDA DI VITA - FICHE DE DURÉE DE VIE

Modello - Model - Modèle

Numero di serie - Serial number - Numéro de série

Mese e anno di fabbricazione - Month and year of manufacture
Mois et année de fabrication

Data di acquisto - Purchase date - Date de l'achat

Data del primo utilizzo - Date of first use - Date de la première utilisation

Utilizzatore - User - Utilisateur

Note - Comments - Commentaires

Controllo ogni 12 mesi - Inspection every 12 months
Inspection tous les 12 mois

Data Date Date	OK	Nome/Firma Name/Signature Nom/Signature	Data prossimo controllo Date next control Date du prochain contrôle

J - แผ่นบันทึกการใช้งานผลิตภัณฑ์
1. รุ่น **2.** หมายเลขเครื่อง **3.** เดือนและปีที่ผลิต **4.** วันที่ซื้อ **5.** วันที่ใช้ครั้งแรก **6.** ชื่อผู้ใช้ **7.** หมายเหตุ **8.** รายการตรวจสอบทุก 12 เดือน **9.** วันที่ **10.** เรียบร้อย **11.** ชื่อ/ลงนาม **12.** วันที่ครบกำหนดตรวจสอบครั้งต่อไป

W1
Notified body controlling the manufacturing of the product:
Organismo che controlla la fabbricazione del prodotto:
Organisme controllant la fabrication du produit:

GÉPTESZT Termelőeszközöket Felülvizsgáló és Karbantartó Kft.
Jablonka u. 79, 1037 Budapest - Hungary - N.2233

W2
Notified body intervening for the CE standard examination:
Ente riconosciuto che interviene per l'esame CE del tipo:
Organisme notifié intervenant pour l'examen CE de type:

APAVE EXPLOITATION FRANCE SAS
6 Rue du Général Audran - 92412 COURBEVOIE CEDEX – France - N.0082

FR

INSTRUCTION MANUAL

CAMP
C.A.M.P. SpA
Costruzione Articoli Montagna Premana
Via Roma, 23 - 23834 Premana (LC) - Italy

February 2023 - Rev. 2
© C.A.M.P. SpA
PAP 22

ENGLISH

GENERAL INFORMATION

The C.A.M.P. Group meets the needs of workers at height with light and innovative products. These are designed, tested and manufactured to a certified quality system, ensuring reliable and safe products. These instructions inform you about the correct use throughout the life of the product: **read, understand, strictly respect and keep these instructions**. If lost, you can download the instructions from the web site **www.camp.it**. The EU declaration of conformity can be also downloaded from our site. The retailer must provide the instruction manual in the language of the country where the product is to be sold.

USE - This equipment should be used only by trained and competent persons. Otherwise the user should be under the direct supervision of a trained and competent person. This notice will not teach you the techniques for work at height or any other associated activity: you must have received qualified instruction before using this product. Climbing, and any other activity for which these products may be used, is inherently dangerous. The consequences of incorrect selection, misuse or poor maintenance of equipment could result in damage, serious injury or death. The user must be medically fit and capable to control his own security and any possible emergency situations. For equipment intended for use in fall arrest systems, it is essential for safety that the anchor device or anchor point should always be positioned, and the work carried out in such way as to minimise both the potential for falls and the potential fall distance. Verify the free space required beneath the user at the workplace before each occasion of use, so that, in the case of a fall, there will be no collision with the ground or the other obstacle in the fall path. A full body harness is the only acceptable body holding device that can be used in a fall arrest system. The product should only be used as instructed and no alterations should be made to it. It may be used in conjunction with any appropriate items of suitable specification and according to the EN standards, with due consideration to the limitations of each individual piece of equipment. This leaflet shows examples of improper utilizations of this product. Note that it is impossible to show or imagine all improper utilizations and that this product should be used only in the way specified by the manufacturer in this leaflet. If possible this product should be treated as personal. If used by multiple individuals, these instructions must be available for consultation and must be respected by all users.

MAINTENANCE - *Cleaning of the textile and plastic parts:* rinse in clean water and neutral soap (max temperature 30°C) and dry naturally away from direct heat. *Cleaning of the metallic parts:* rinse in clean water and then dry. *Sanitisation:* the procedures are available on the website **www.camp.it.** *Temperature:* Always keep this product below 80°C so as not to affect the performance of the product. *Chemicals:* withdraw the product from service if it comes into contact with chemical reagents, solvents or fuels which could affect the performance of the product. *Dirt that cannot be removed:* spots of unknown origin that cannot be removed should be considered chemical contamination and therefore require that the product be disposed of.

STORAGE - Store unpacked in a cool, dry and well-ventilated, dark place away from heat sources, high humidity, sharp edges, corrosives or other possible causes of damage. Do not leave the product exposed to the weather.

RESPONSIBILITY - The company C.A.M.P. SpA, or the distributor, will not accept any responsibility for damage, injury or death resulting from misuse of or from modifications to a C.A.M.P. branded product. It is the user's responsibility at all times to ensure that he/she understands the correct and safe use of any equipment supplied by or from C.A.M.P. SpA, that he/she uses it only for the purposes for which it is designed and that he/she practices all proper safety procedures. Before using the equipment, take all necessary steps to familiarise yourself with rescue techniques should an emergency occur. You personally assume all the risks and responsibilities for your actions and decisions: if you are not able or not in a position to assume these, do not use this equipment.

3 YEAR WARRANTY - This product is warranted against any faults in materials or manufacture for 3 years from the purchase date. Limitations of warranty include: normal wear and tear, modifications or alterations, incorrect storage, corrosion, damage due to accidents or negligence, use for which this product is not specifically designed.

SPECIFIC INFORMATION

INSTRUCTIONS FOR USE

Summary

This product is intended for use to protect and prevent against risks of falling from above in industry, in construction work, in rescue and, more generally, for any application of work at a height. Depending on the type of activity and the risk assessment, it is mandatory to choose the type and model of harness that is more suitable, following the instructions reported in this manual.

Use

Fall Factor is a rating used to evaluate the danger of specific scenarios when working at heights is calculated using the following equation: Fall Factor = Height of Fall / Length of Lanyard. In situations where the Fall Factor will be 0 (e.g. the worker is positioned under the anchor point on a tensioned lanyard) positioning equipment is adequate. Fall arrest equipment must be used for other situations where the Fall Factor is greater than 1 or more freedom of movement is required (**fig.1**). The use of this equipment, combined with other components of the personal protective equipment, must be conform to these instructions of use and to the current standards (**fig.2**). For a correct use and for the connection to a safe anchor point, to a subsystem (for example energy absorber, a lanyard and a connector) and other components, see **fig.2-6**. Connection to the fall-arrest o positioning system must be exclusively done by means of the fall-arrest or positioning attachment points, as specified in **fig.2-6**; any connection to gear loops/gear rings or to any other component of the harness is strictly forbidden: danger of death! The anchor point must be preferentially located above the work area and must be in compliance with the EN795 standard and/or known to have a resistance of 12 kN (metal anchors) or 18 kN (fabric anchors). and during use, check the correct closure and right adjustment of all the buckles and connectors Main material: polyester, metal parts. The text below shows the different kinds of harnesses: one harness can incorporate one or more of those kinds (**chart A**).

EN 361: FULL BODY HARNESSES - The full body harness is a body retaining device for protection against falls from heights when it is associated with other components of a fall arresting system. The free distance below the working surface must be calculated in order to avoid any impact in the event of a fall. Attachment points for fall arrest are exclusively the one(s) placed on the chest part of the body and identified with "A" (or A/2+A/2) marking.

EN 358: BELT FOR WORK POSITIONING AND RESTRAINT - The work positioning belt is a body restraint device intended to sustain one person during his or her work by means of an individual protection device under tension in order to prevent a fall and to prevent a person from reaching the areas that are at risk of falling from heights. The maximum use load (including equipment and tools) for the EN 358 positioning belts is 150 kg. The anchoring point must be at or above waist level. Attachment points for work positioning and restraint can be ventral, side or back. Side points must be always used together.

EN 358 belts for work positioning can not be used alone for fall arrest purposes. The EN 358 positioning belts also may not be used by themselves when there is a danger of total suspension or excessive tension. It may therefore be necessary to integrate them with systems for fall protection: collective (i.e. safety nets) or individual (fall arrest systems conforming to EN 363). For the correct use of gear loops, see **fig.7**. Do not use gear loops for the connection of personal protection devices: danger of death!

For the installation of foot-loops for the prevention of suspension trauma (HelpStep ref.2062), see **fig.8** (supplied separately). Certified rescue equipment and trained rescue workers are necessary for intervention in case of a fall, in order to minimize the risk of suspension trauma.

EAC use

Certified models for EAC use (Russia-Belarus-Kazakhstan-Armenia-Kyrgyzstan standard) are reported in **chart A** and the standard number is marked on the label of the harness.

PERIODIC INSPECTION

The safety of users depends upon the continued efficiency and durability of the equipment. In addition to normal visual inspection prior to, during, and after use, this product must be inspected by a competent person at least once every 12 months. This frequency should be increased if the equipment is used by multiple individuals or if subject to particularly harsh wear. The date of first use and of all inspections must be recorded on the product's lifesheet. Keep all inspection and reference documentation for the entire life of the product. Do not remove or tamper with the product labeling. Remove the product from service if its entire history is unknown and/or if the records are illegible. In case of one of the following defects are present, the product should be withdrawn from service immediately:

- presence of cutting and/or burning cuts and/or burns on the load-bearing straps
- presence of cutting and/or burning on the load-bearing stitchings
- presence of deformation or cracks on the safety buckles
- deep corrosion that seriously alters the surface state of the metal elements (which does not disappear after a light rubbing with emery paper)
- difficulty of sliding of the strap into the buckle

If the component or one of its parts shows signs of wear or defects, it must be replaced, even before the end of its expected lifetime. Attention: colors change can indicate chemical contamination. It must be replaced if there is any doubt about its condition. Each product in the safety system can be damaged during a fall and must be always inspected before use it again. Do not continue to use a product after a major fall because a damage may have occurred, even no external signs are visible.

LIFETIME

The lifetime of the product is 10 years from the date the product is first used and (taking storage into consideration) in any case cannot exceed the end of the twelfth year from manufacturing (i.e. manufacture year 2030, lifetime until end of 2042, or 10 year from the date of first use, whichever comes first). The product lifetime is understood to be in the absence of events that cause it to be unfit for use, and if the product is inspected periodically at least once every 12 months from its first date of use. The results of the inspections must be recorded on the product lifesheet. The following factors can reduce the product life: intense use, damage to parts of the product, unauthorized modifications, high temperatures, abrasions, cuts, violent impact, exposure to UV, chemical substances, moisture, freezing, sweat, mud, dust, improper use or storage other than what is recommended. If a product is suspected to be no longer safe and reliable, replace the product or contact C.A.M.P. SpA or the distributor before continuing use.

TRANSPORTATION

Protect the product from risks such as those detailed above.

ITALIANO

INFORMAZIONI GENERALI

Il gruppo C.A.M.P. dà una risposta ai bisogni dei lavoratori in altezza con dei prodotti leggeri e innovativi. Sono progettati, testati e fabbricati all'interno di un sistema qualità certificato, per offrirvi un prodotto affidabile e sicuro. Le presenti istruzioni sono destinate ad informarvi sul corretto utilizzo del prodotto per tutta la sua durata: **leggete, comprendete, rispettate rigorosamente e conservate queste istruzioni**. In caso di smarrimento, le istruzioni sono scaricabili dal sito **www.camp.it**. La dichiarazione di conformità UE è scaricabile da questo sito. Il rivenditore deve fornire il manuale istruzioni nella lingua del paese in cui il prodotto è venduto.

UTILIZZO - Questo equipaggiamento deve essere usato solo da persone addestrate e competenti oppure sotto la supervisione di persone addestrate e competenti. Con queste istruzioni non apprenderete le tecniche dei lavori in altezza o di qualsiasi altra attività associata: dovete aver ricevuto una formazione adeguata prima di utilizzare questo equipaggiamento. [illegible]

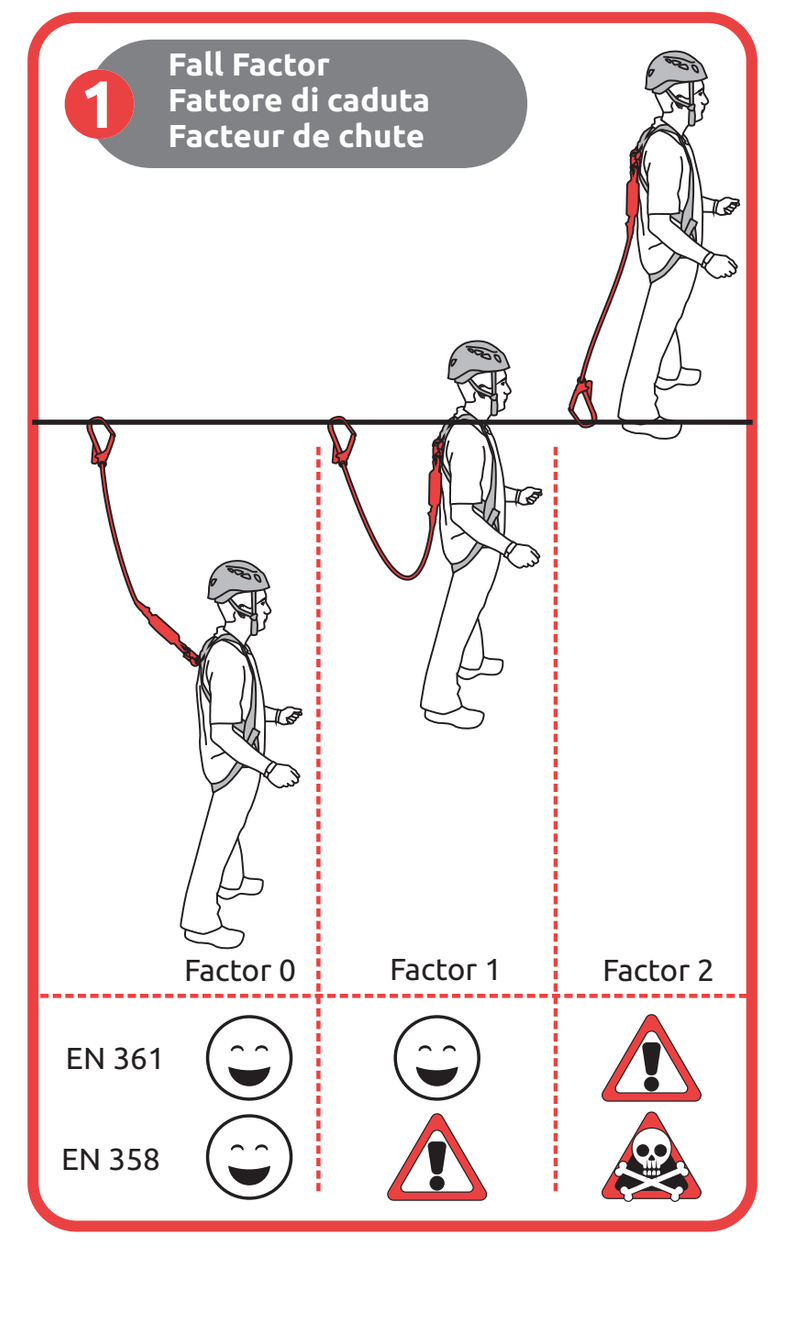

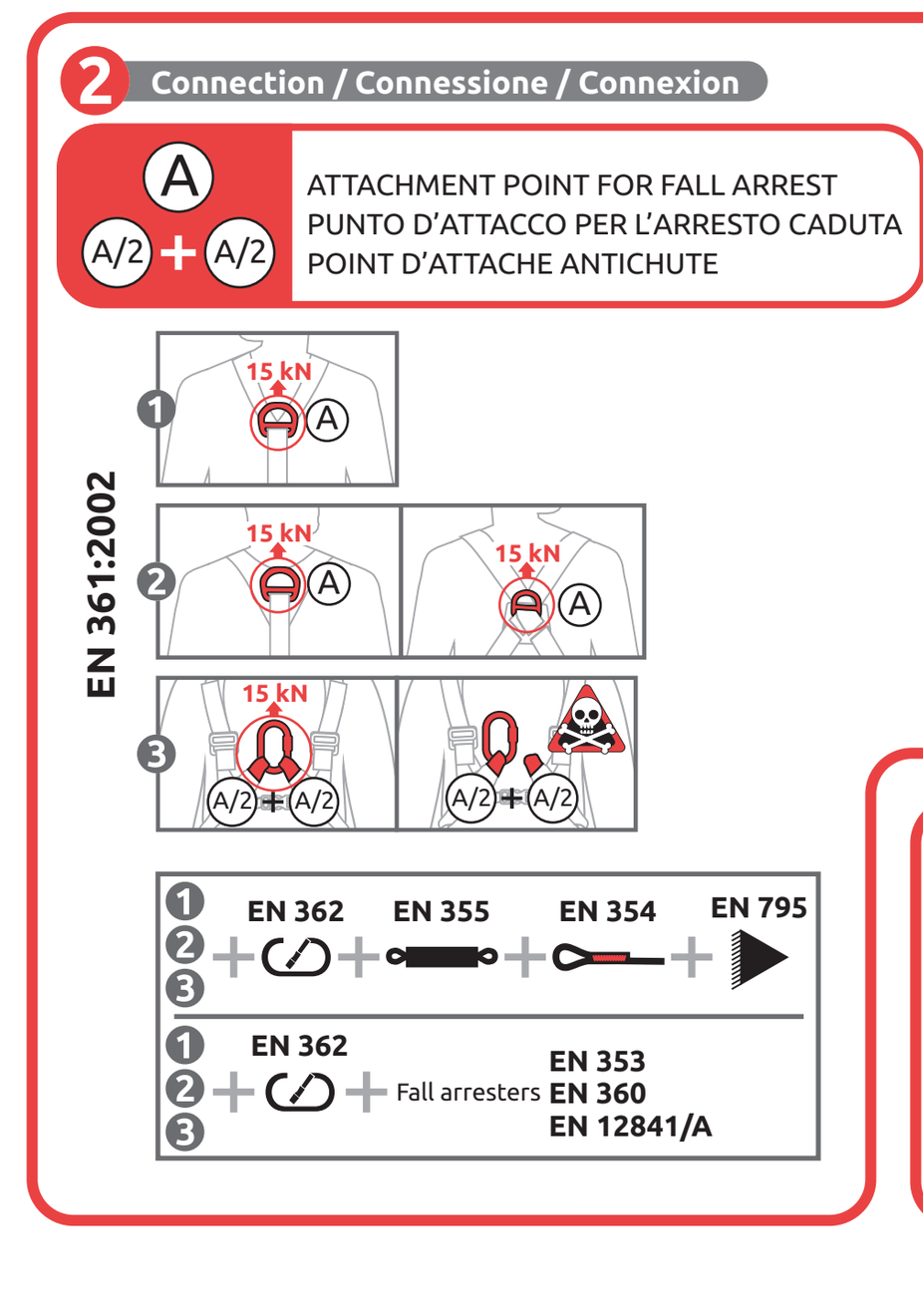

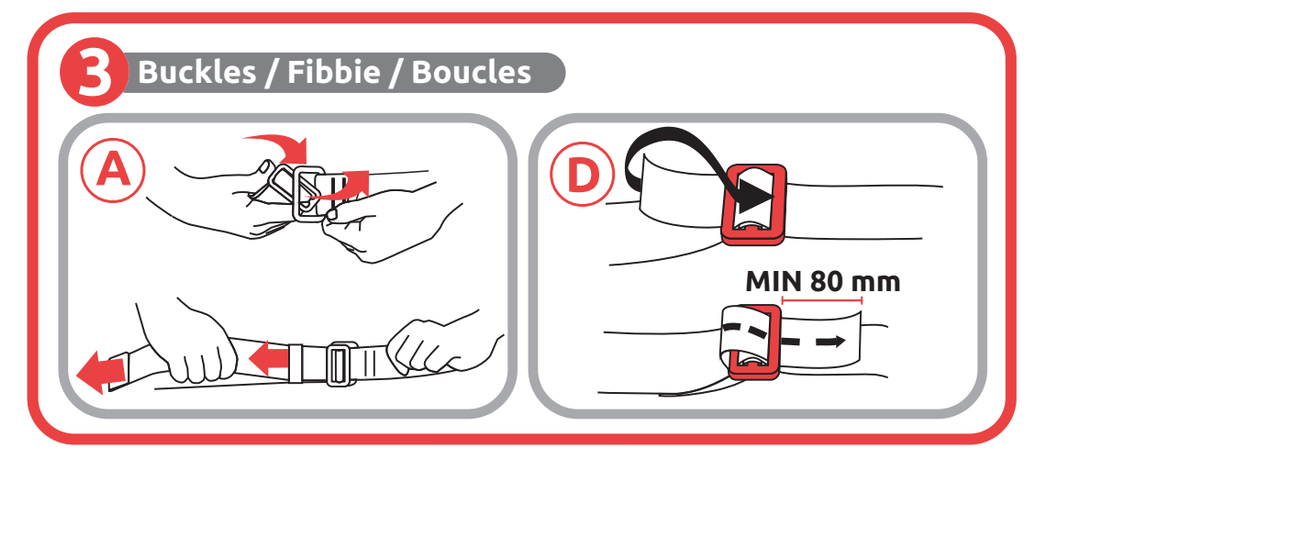

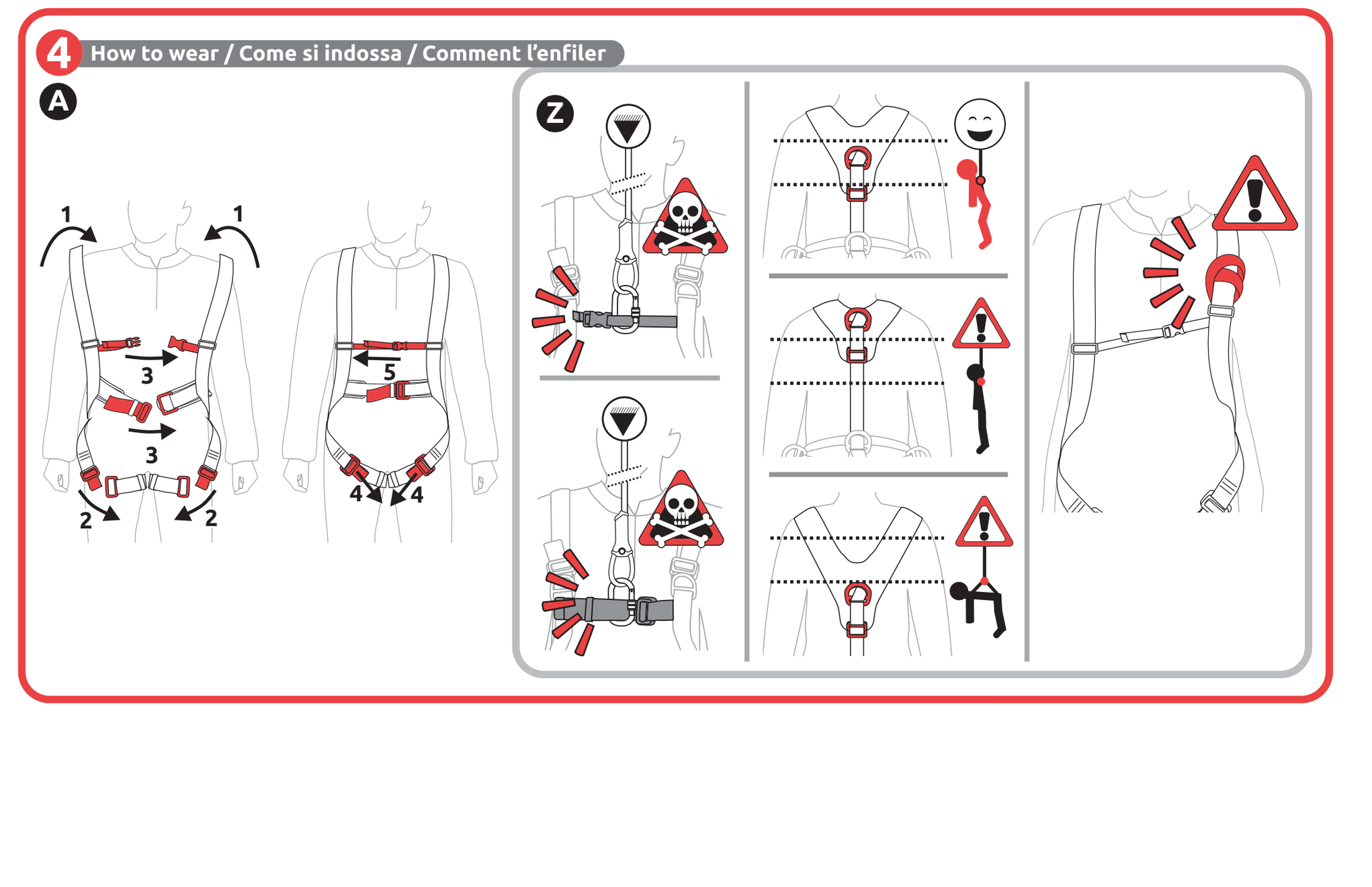

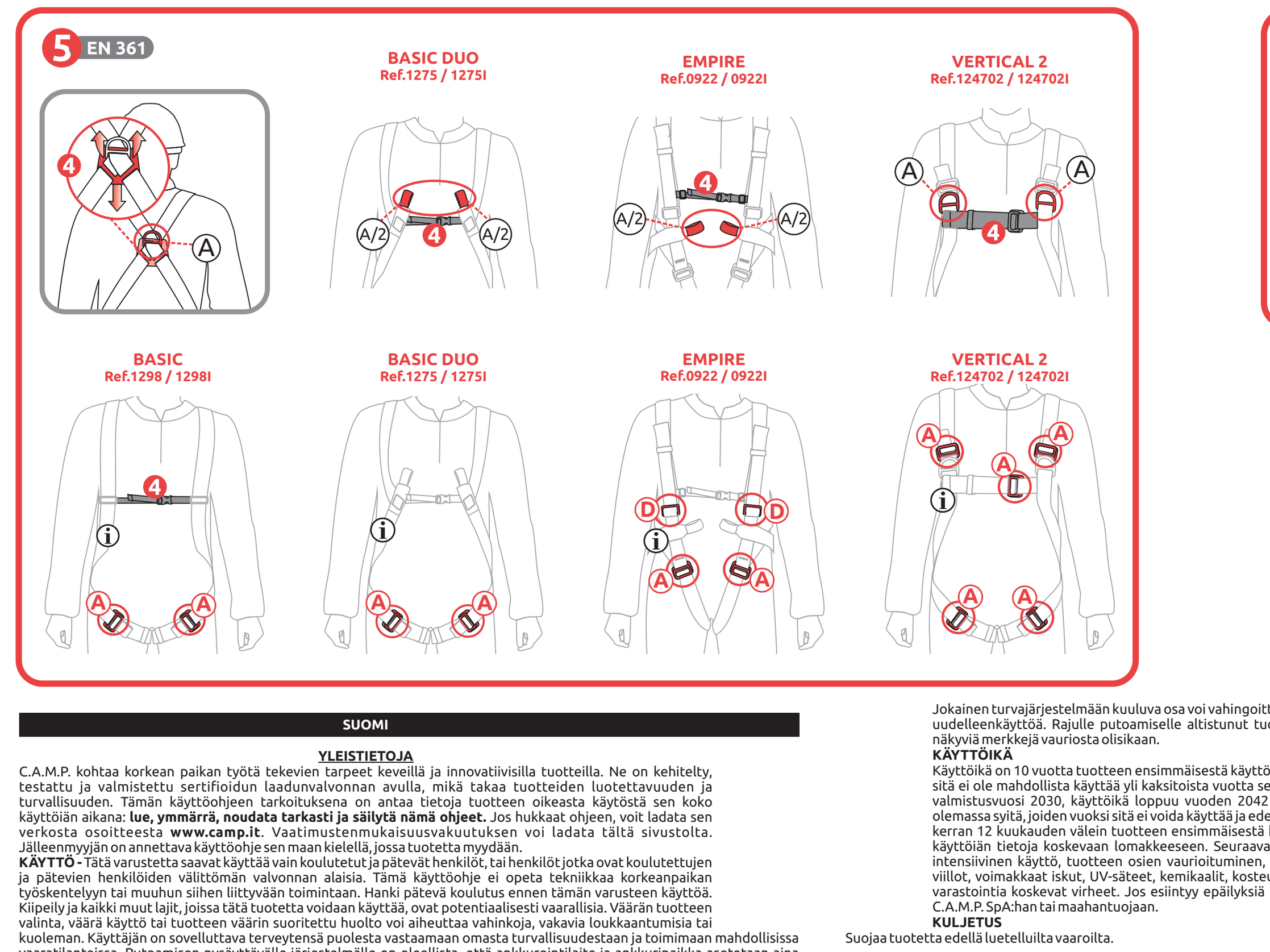

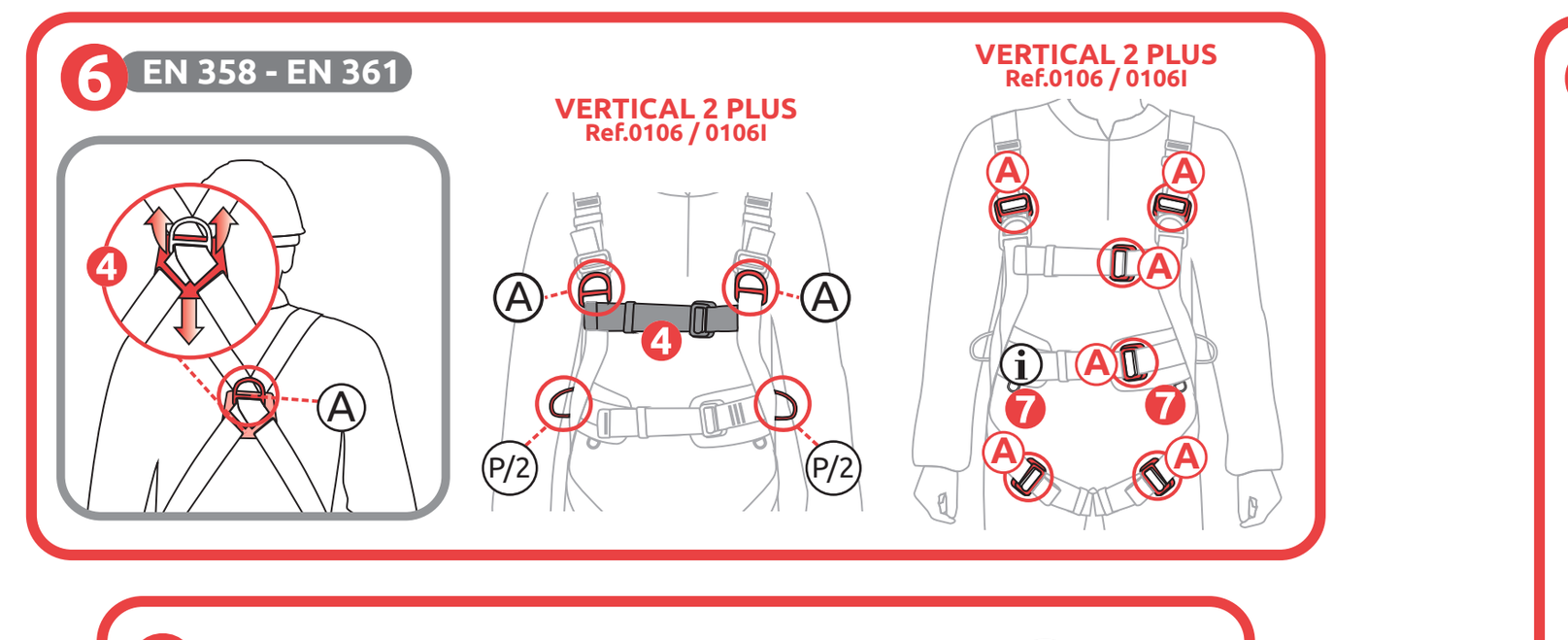

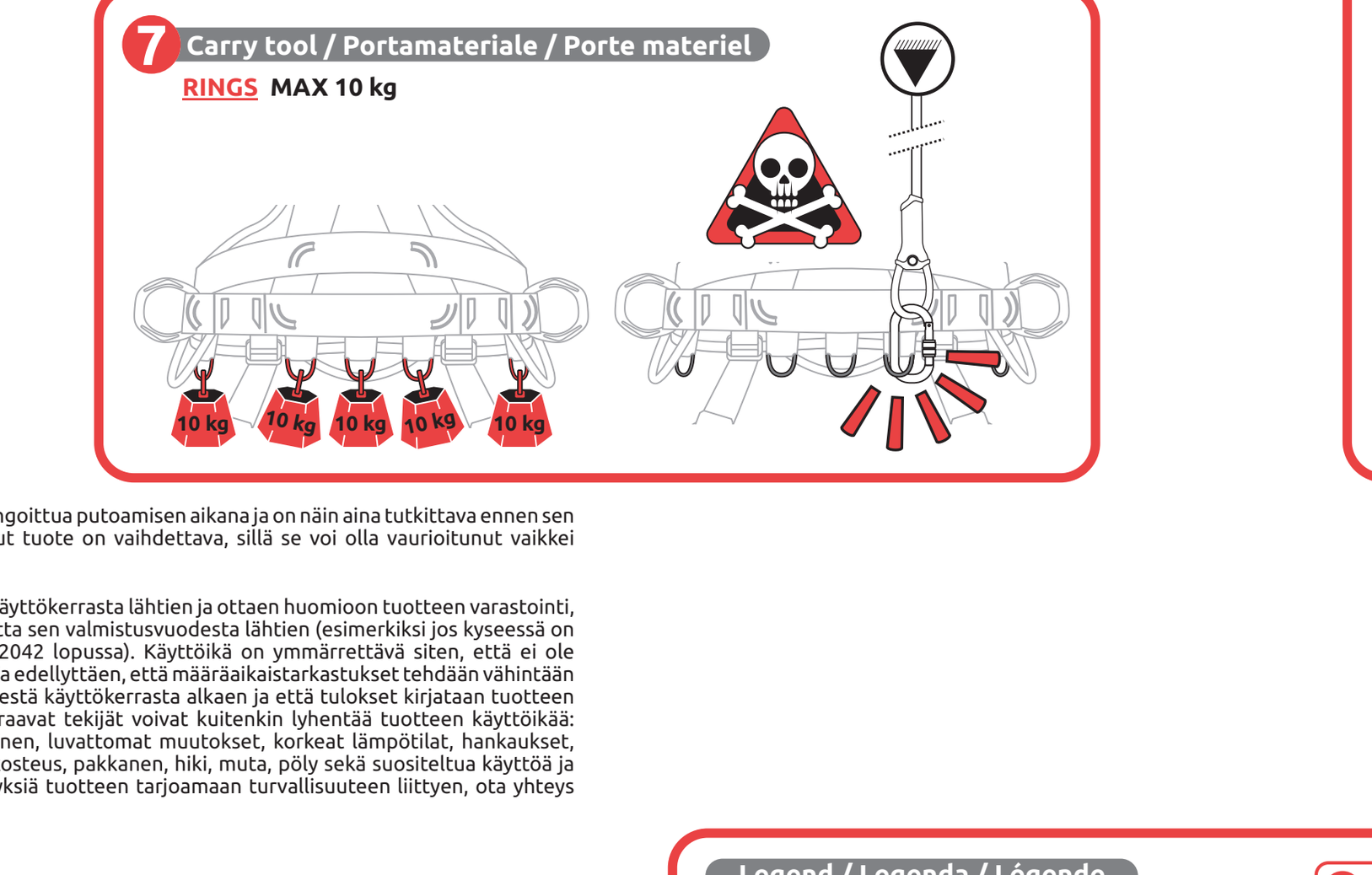

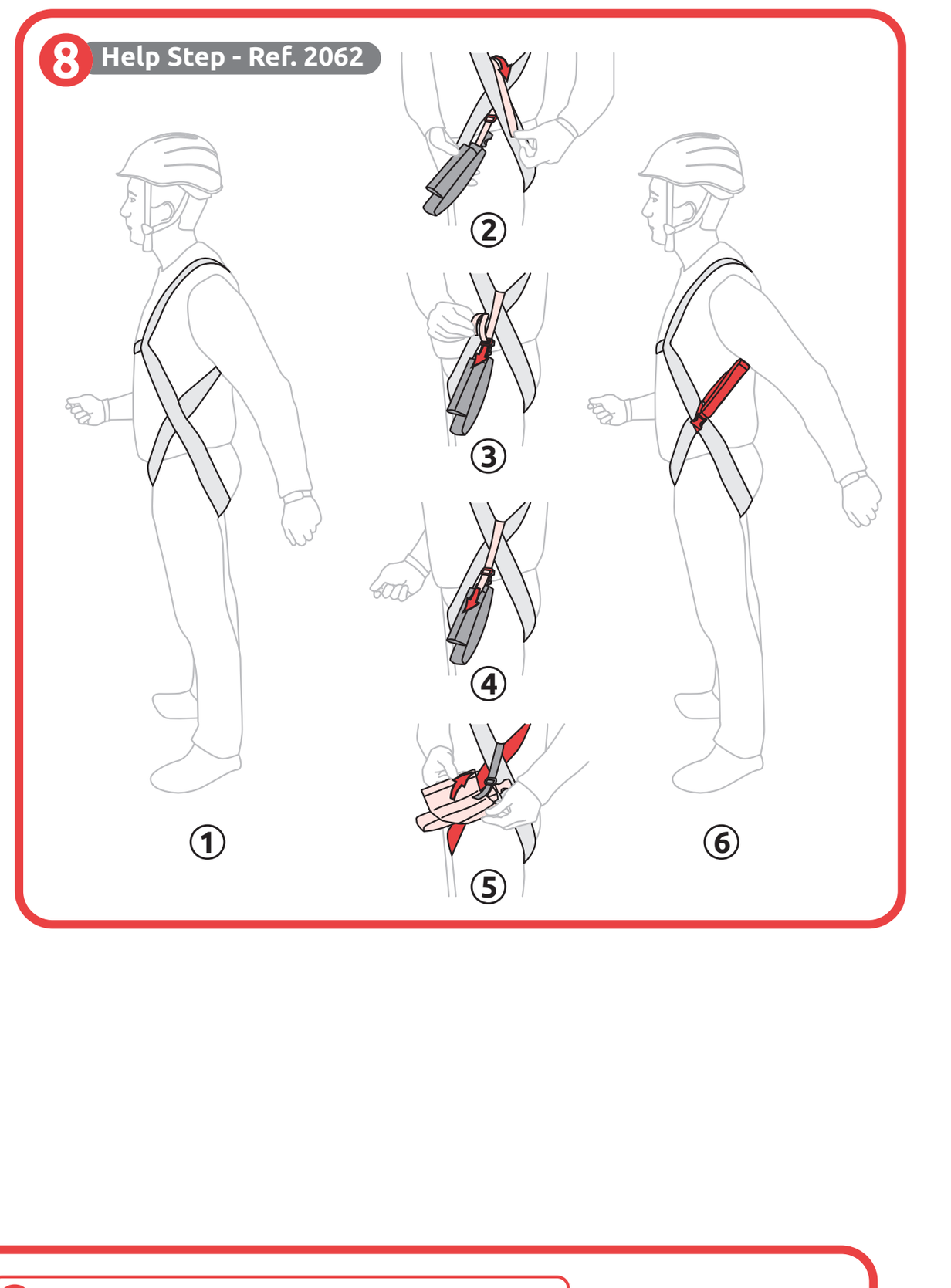

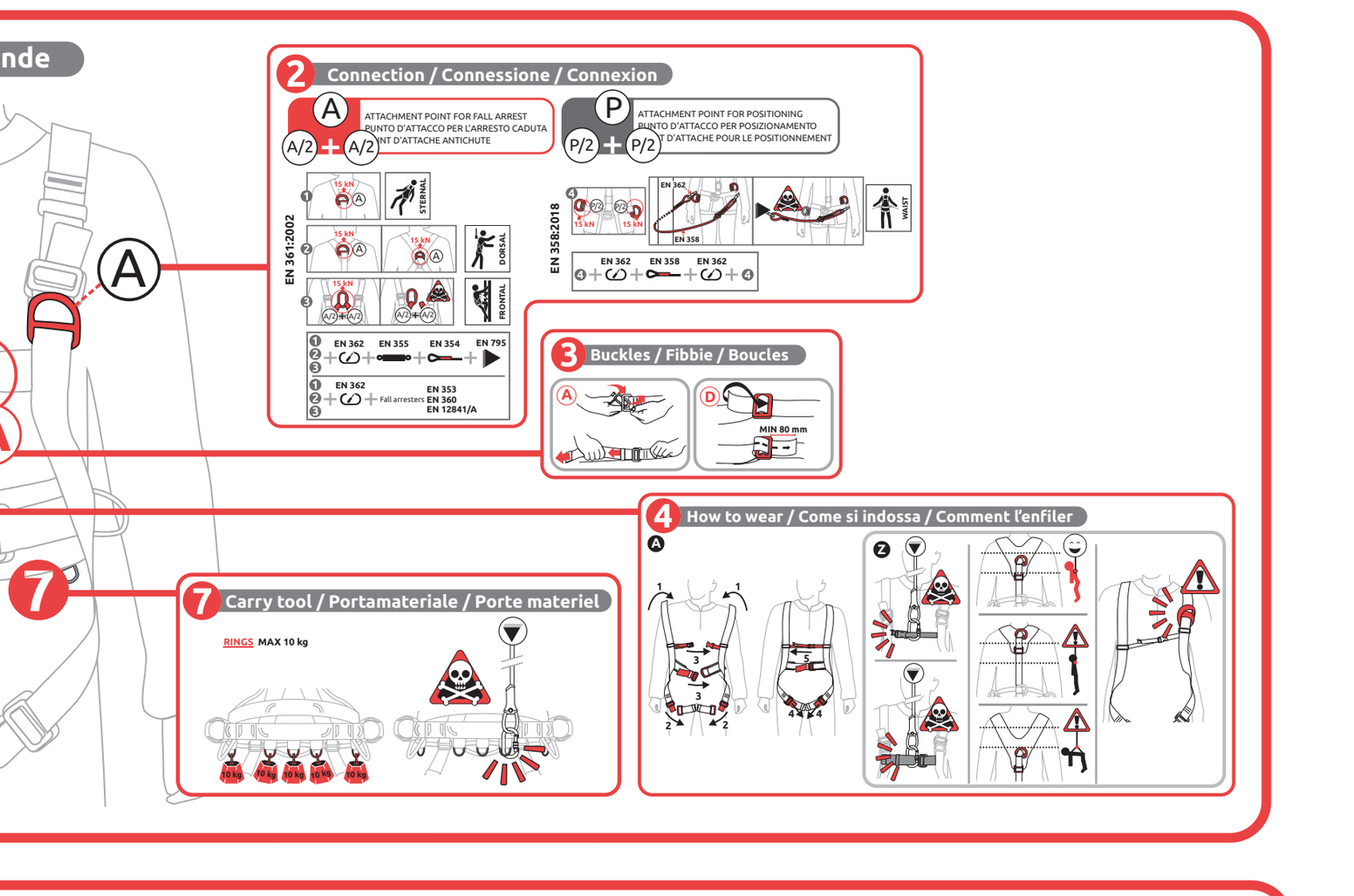

MARKING - MARCATURA - MARQUAGE

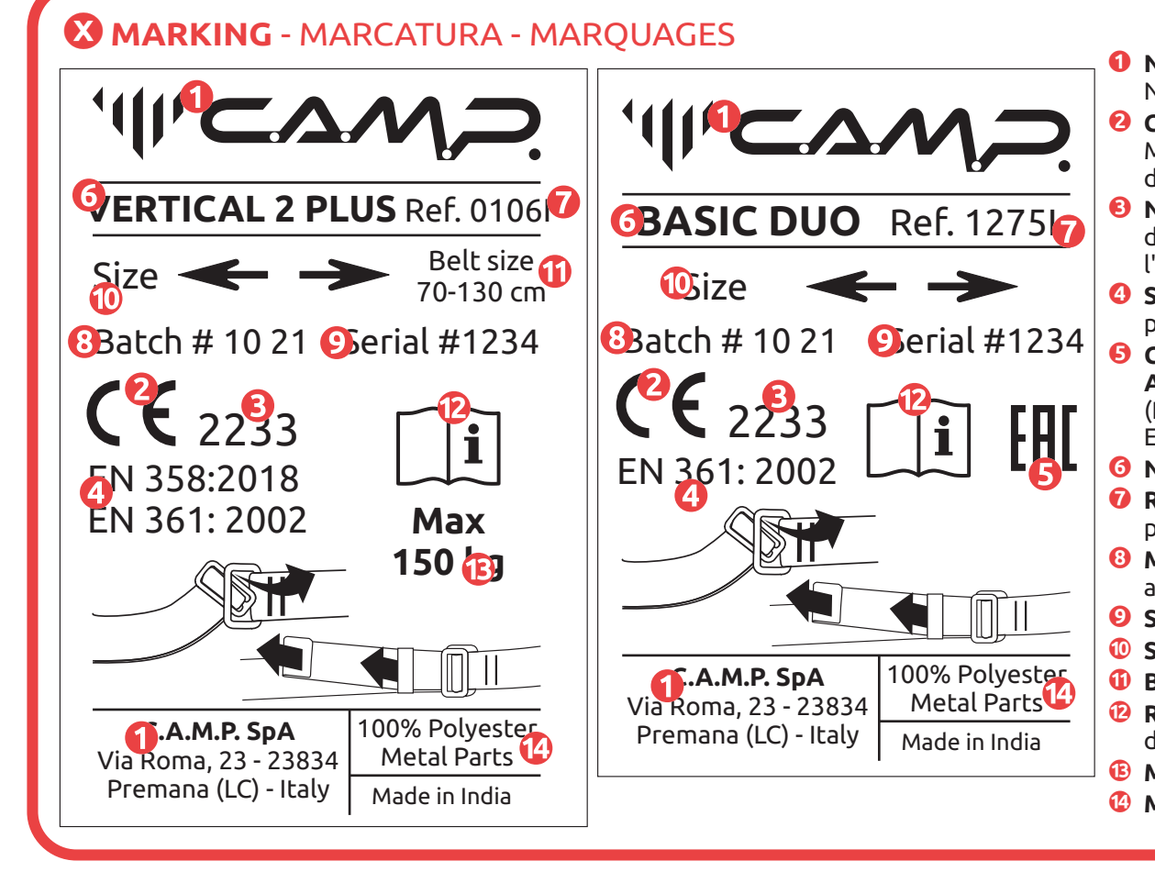

1. **Name and address of the manufacturer -** Nome e indirizzo del fabbricante - Nom et adresse du fabricant
2. **Conformity marking according to European regulation (EU) 2016/425 -** Marcatura di conformità al regolamento europeo (UE) 2016/425 - Marquage de conformité au règlement européen (UE) 2016/425
3. **No. of the notified body controlling the manufacturing of the product -** N° dell'organismo che controlla la fabbricazione del prodotto - N° de l'organisme contrôlant la fabrication du produit
4. **Suitable norm and year of publication -** Norma di riferimento e anno di pubblicazione - Norme de référence et année de publication
5. **Certified model according to EAC standard (Russia-Belarus-Kazakhstan-Armenia-Kyrgyzstan) -** Modello certificato in accordo alla norma EAC (Russia-Bielorussia-Kazakistan-Armenia-Kirghizistan) - Le modèle est certifié EAC (norme Russie-Biélorussie-Kazakhstan-Arménie-Kirghizistan)
6. **Name of the device -** Nome del dispositivo - Nom du dispositif
7. **Reference number of the product -** Referenza del prodotto - Référence du produit
8. **Month and year of manufacture -** Mese e anno di fabbricazione - Mois et année de fabrication
9. **Serial number -** Numero di serie - Numéro de série
10. **Size -** Taglia - Taille
11. **Belt size -** Taglia cinturone - Taille de ceinture
12. **Read the instructions for use -** Leggere le istruzioni di utilizzo - Lire la notice d'information
13. **Maximum use weight -** Peso massimo di utilizzo - Poids maximal d'utilisation
14. **Main material -** Materiale principale - Matériau principal

A MODEL	REF.	STANDARD CE 2233 EN 358: 2018	EN 361: 2002	EAC TP TC 019/2011	SIZING	A (cm)	B (cm)	C (cm)	D (cm)		FIG. ABB.
VERTICAL 2 PLUS	0106I	●	●		ONE SIZE	80-140	70-130	45-75	55-85		1-2-3-4 6-7-8
VERTICAL 2	124702I		●	●	ONE SIZE	80-140		45-75	55-85		1-2-3 4-5-8
EMPIRE	0922I		●	●	ONE SIZE	80-140		45-75	55-85		1-2-3 4-5-8
BASIC DUO	1275I		●	●	ONE SIZE	80-140		45-75	55-85		1-2-3 4-5-8
BASIC	1298I		●	●	ONE SIZE	80-140		45-75	55-85		1-2-3 4-5-8